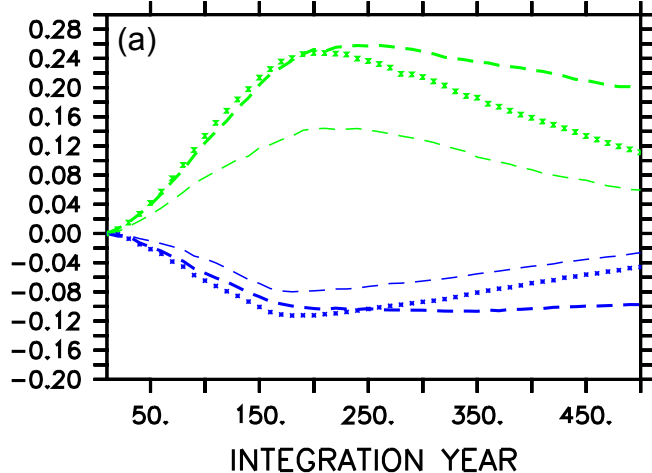
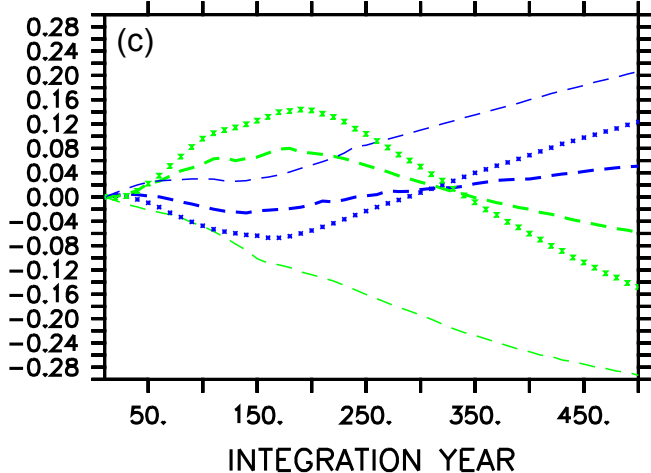
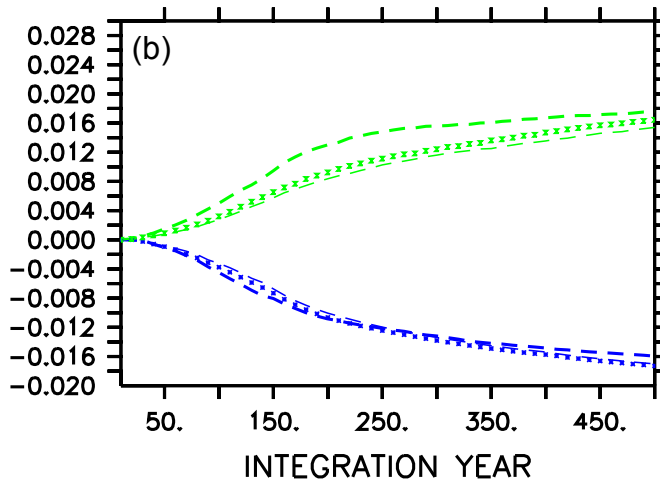


$\Delta$  POC EXP 130 m ( $\text{Pg C yr}^{-1}$ ) $\Delta$  PIC EXP 130 m ( $\text{Pg C yr}^{-1}$ ) $\Delta$  POC EXP 2 km ( $\text{Pg C yr}^{-1}$ ) $\Delta$  PIC EXP 2 km ( $\text{Pg C yr}^{-1}$ )