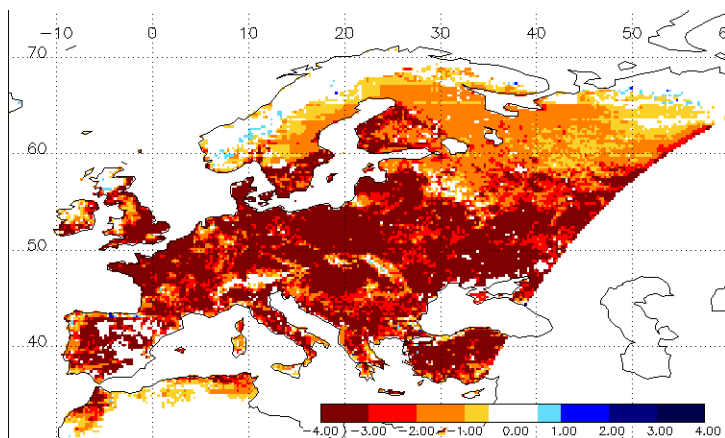


1 **Supplement A.**

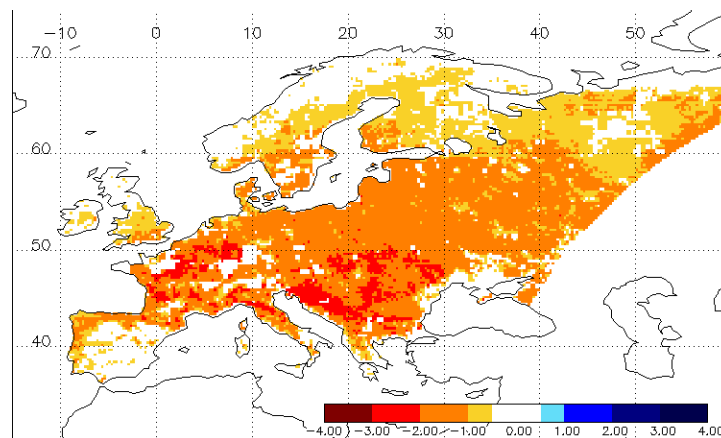
2 Cumulative net land-atmosphere flux (kgC per 50 years, sum over 1951-2000) or net ecosystem  
3 exchange (NEE) estimated with three ecosystem models is shown on Figure S1. The NEE for  
4 JULES and ORCHIDEE refer to a simulation accounting for climatic changes, increases in  
5 atmospheric CO<sub>2</sub> concentrations, and land use changes (Clim+CO<sub>2</sub>+LUC). The NEE simulated by  
6 BIOME-BGC is driven by climatic changes, increases in CO<sub>2</sub>, and atmospheric nitrogen deposition  
7 (Clim+CO<sub>2</sub>+N). Areas colored in different shades of red and yellow are carbon sink. Areas colored  
8 in different shades of blue are carbon source.

1 Figure S1.


ORCHIDEE-NEE



BIOME-BGC - NEE



JULES-NEE



2